



**BRIDGEHILL®**

WE SIMPLY BLOCK FIRE



Leading manufacturer of extreme fire blankets.



# Our story

---

On the 18th of January 2014 a fire in Lærdal, Norway damaged 60 buildings from were 42 of the buildings were totally destroyed.

From these 42 buildings, four were of historical value and one building was a listed building. The fire in Lærdal was the biggest city fire in Norway since World War II and was so destructive due to the strong wind that made the fire spread easily.

This fire initiated an idea that turned into the quest of making a fire blanket that could protect, prevent and stop fire. Today, fire blankets are available under the brand name Bridgehill® and we are proud to be the leading manufacturer of extreme fire blankets.

The fire blankets comes in different sizes, and are made for both the professional market and for first responders.

The Bridgehill fire blankets can be used on a wide range of objects, starting with small objects such as a mobile phone, electric tools and e- scooters, to bigger objects such as vehicles, forklifts and buildings.

The fire blankets even blocks and isolate lithium battery fires.

**Want to know more? Visit our website or contact us**



[bridgehill.com](https://bridgehill.com)



[post@bridgehill.com](mailto:post@bridgehill.com)



+47 33 50 98 70

Car Fire Blanket



WE SIMPLY BLOCK FIRE



# THE GREENEST WAY

Lithium Fire Blanket



Forklift Fire Blanket





PROFESSIONAL

# CAR PRO X

Probably the world's most extreme fire blanket for professionals





**BRIDGEHILL®**  
WE SIMPLY BLOCK FIRE

PROFESSIONAL

# CAR PRO X



## Cars

- Controls fire in any car within seconds
- The most efficient solution for isolating fire in electric vehicles
- Reusable for up to 30 car fires
- Immediate Isolation of toxic gases and smoke, reducing carcinogen exposure
- Suitable for normal size vehicles including SUVs, like the Volvo XC90 and Land Rovers

### Ideal for:

Underground parking garages – Charging stations – Ferries – Gas stations – Workshops – Car dealers – Tunnels – Parking lots



## Lithium battery

### CAUTION:

Always fold the fire blanket to create two layers when using it on open lithium batteries.

- Quickly blocks the fire in lithium battery
- Prevents spread of fire

### Ideal for:

Manufactures – Open battery fires - Electric bikes and scooters – Electric tools – Ferries – Trains – Trucks

### Size:

± 6 × 8 m – Weight: ± 28 kg

### Smartbag:

- Airtight bag
- Comes with shoulder straps and handles
- Instruction manual in four languages
- Includes repair kit

### Repair kit:

- Use to sew the fire blanket in case of holes coming from sharp objects



For instruction videos scan QR code

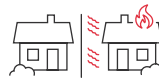


## For proactive use on a burning building

When attached to the wall (before the wall is burning) you create a firewall making this the last wall to fall due to the block of oxygen from the outside.

### How to attach:

The fire blanket can be stapled on the wall.



## For a building you want to protect

Blocks most of the radiant heat.

### How to attach:

- Hang the fire blanket on metal gutters with carabiners using the eyelets of the fire blanket.
- Staple the fire blanket to a wooden wall.
- Hang the fire blanket using fireproof ropes from the eyelets to anything you can tie to.

### Ideal for:

Areas with a high density of buildings – Listed buildings – Buildings with historical value – Fire Stations

### WARNING:

Always use professional fire equipment with SCBA when packing and reusing the fire blanket- or opening the bag. Make sure the fire blanket is dry before storing it inside the smartbag. By following this procedure there will be no need to clean the blanket.

**Fire in electric vehicles:** If you can hear a strong fuzz sound about every 2-15 seconds, you have a thermal runaway. The thermal runaway stops when the sounds stops. Despite this, the battery might reignite at any time therefore, leave the blanket on until the battery can be disassembled.





**BRIDGEHILL®**  
WE SIMPLY BLOCK FIRE

## TECHNICAL SHEET

# CAR PRO X

PROFESSIONAL	
SKU:	103251
Size/Weight:	± 6 × 8 meters (48 m <sup>2</sup> ) ± 28 kg
Core material:	340 gsm graphite
Coating:	±160 gsm silicone polymer (flames may occur during first time use). In fires with high levels of conduction heat, flames may appear from the coating of the fire blanket. This will not alter the performance of the fire blanket.
Edge of blanket:	Eyelets every meter for when using the fire blanket as a fire sail.
Car sizes:	Handles normal size vehicles up to SUVs such as Land Rovers, XC90 etc.
Main usage:	<ul style="list-style-type: none"> <li>• As fire blanket: Cover objects to efficiently block fire</li> <li>• As fire sail: Put vertically on the object to stop the spread of fire</li> </ul>
Smartbag:	Airtight bag. Smartbag care and maintenance: Use silicon grease on the zipper to keep the bag airtight.

### Technical specification:

Core Fabric			Unit	Tolerance
Yarn	Warp	396	Tex	± 5
	Weft	396	Tex	± 5
Yarn count	Warp	4.5	Ends/cm	± 5
	Weft	4.0	Ends/cm	± 5
Tensile strength	Warp	3000	N/50mm	≥
	Weft	3600	N/50mm	≥
Area weight	–	340	G/m <sup>2</sup>	± 10%
Thickness	–	0.32	Mm	± 5%
Weave pattern	–			4H satin
Service temperatures on core fabric	Short term ± 2500 °C * Long term ± 1500 °C			

\*The service temperatures are based on conditions where no oxygen is present underneath the fire blanket.





FIRST RESPONDER

# CAR STANDARD

Controls fire in any vehicle within seconds





**BRIDGEHILL®**  
WE SIMPLY BLOCK FIRE

FIRST RESPONDER

## CAR STANDARD



For instruction videos  
scan QR code



### Product information

- Controls fire in any vehicle within seconds
- Isolate fire in electric vehicles
- Immediate isolation of toxic gases and smoke, protecting civilians from carcinogen exposure
- Isolate any small fire
- Suitable for normal size vehicles including SUVs like the Volvo XC90 and Land Rovers
- Delivered in a smartbag
- EN 13501-1: Reaction to fire classification A1




### Ideal for places with a high concentration of cars

Underground parking garages – Ferries – Gas stations – Charging stations  
– Workshops – Car dealers – Tunnels – Parking lots

### Size/Weight:

± 6 × 8 m

### How to use

Handled by: 

1. Place the fire blanket on the ground. Center it in front of- or behind the car and roll it out.
2. Two people should grab each their handle and safely pull the fire blanket over the car in one continuous movement.
3. Make sure the fire blanket is tight all the way to the ground and leave the fire blanket on for minimum 20 minutes. Wait for firefighters to assess the situation further.



#### Fire in electric cars:

In many cases you might hear a strong fuzzing sound, which indicates a thermal runaway. We recommend to leave the fire blanket on until the vehicle has been transported to a safe place and assessed by professionals. Remember that a battery might reignite at any time.

**ALWAYS CALL THE  
FIRE DEPARTMENT!**



**BRIDGEHILL®**  
WE SIMPLY BLOCK FIRE

## TECHNICAL SHEET

# CAR STANDARD

### FIRST RESPONDER

<b>SKU:</b>	101251
<b>Size/Weight:</b>	± 6 × 8 meters (48 m <sup>2</sup> ) ± 28 kg
<b>Core material:</b>	380 gsm pyroxene
<b>Coating:</b>	± 120 silicone polymer (flames may occur during first time use). In fires with high levels of conduction heat, flames may appear from the coating of the fire blanket. This will not alter the performance of the fire blanket.
<b>Car sizes:</b>	Handle cars up to normal SUV size like Land Rover, XC90 etc.
<b>Main usage:</b>	<ul style="list-style-type: none"> <li>• Fossil fuel vehicles</li> <li>• Electric/hybrid vehicles</li> </ul>
<b>Smartbag:</b>	Airtight bag. Smartbag care and maintenance: Use silicon grease on the zipper to keep the bag airtight and smell free.

### Technical specification:

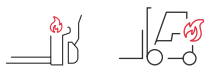
Core Fabric			Unit	Tolerance
Yarn	Warp	300	Tex Tex	± 5%
	Weft	165		
Yarn count	Warp	8.0	Ends/cm Ends/cm	± 5%
	Weft	8.0		
Tensile strength (typical)	Warp	3200	N/50mm N/50mm	≥
	Weft	2500		
Thickness	–	0.40	Mm	± 5%
Weave pattern	–	Plain	–	–
Service temperature on core fabric	Short term ± 1600 °C Long term ± 800 °C			

## WARNING:

Avoid inhaling smoke from the burning vehicle. Do not put yourself at unnecessary risk, call the fire department!

In fires with high levels of conduction heat, flames may appear from the coating of the blanket. This will not alter the purpose of the blanket.





FIRST RESPONDER

# PALLET TRUCK/ FORKLIFT STANDARD

Controls fire in forklifts and pallet trucks within seconds





**BRIDGEHILL®**  
WE SIMPLY BLOCK FIRE

FIRST RESPONDER

# PALLET TRUCK/FORKLIFT STANDARD



## Product information

- Controls fire in forklifts within seconds
- The most efficient solution for isolating fire in forklifts, even electric battery powered
- Immediately isolates toxic gases and smoke, protecting civilians from carcinogen exposure
- Protecting the goods and buildings from fire, reducing down time
- Delivered in a smartbag
- EN 13501-1: Reaction to fire classification A1
- EN ISO 1716: Determination of the gross heat of combustion
- EN ISO 1182: Non-combustibility test

## Ideal for:

Warehouses – Ports – Factories –  
Manufacturing companies and other places  
where it is critical to control fire quickly

## Size/Weight:

**Pallet truck:** ± 5 × 5 m  
± 15 kg


**Forklift standard:** ± 7 × 7 m  
± 30 kg



For instruction videos  
scan QR code




## How to use


Handled by: 

1. Place the fire blanket on the ground in front or behind the forklift and roll it out.
2. Two people should grab each their handle and safely pull the fire blanket over the forklift in one continuous movement.
3. On forklifts with a tall mast, cover the cabin not the mast. Please see illustration.
4. Make sure the fire blanket is tight all the way to the ground and leave the fire blanket on for minimum 20 minutes. Wait for firefighters to assess the situation further..

**Pallet truck:** ± 5 × 5 m



**Forklift standard:** ± 7 × 7 m



**ALWAYS CALL THE  
FIRE DEPARTMENT!**

**Fire in electric forklifts:** In many cases you might hear a strong fuzzing sound, which indicates a thermal runaway. We recommend to leave the fire blanket on until the vehicle has been transported to a safe place and assessed by professionals. Remember that a battery might reignite at any time.





**BRIDGEHILL®**  
WE SIMPLY BLOCK FIRE

## TECHNICAL SHEET

# PALLET TRUCK/FORKLIFT STANDARD

### FIRST RESPONDER

<b>SKU:</b>	Pallet Truck: 211227 Forklift Standard: 201252
<b>Size/Weight:</b>	Pallet Truck: ± 5 × 5 meters (25 m <sup>2</sup> ) / ± 15 kg Forklift Standard: ± 7 × 7 meters (49 m <sup>2</sup> ) / ± 30 kg
<b>Core material:</b>	380 gsm pyroxene
<b>Coating:</b>	± 120 silicone polymer (flames may occur during first time use). In fires with high levels of conduction heat, flames may appear from the coating of the fire blanket. This will not alter the performance of the fire blanket
<b>Main usage:</b>	<ul style="list-style-type: none"> <li>• Fossil fuel forklifts</li> <li>• Electric forklifts (isolating the fire in the battery)</li> </ul>
<b>Smartbag:</b>	Airtight bag. Smartbag care and maintenance: Use silicon grease on the zipper to keep the bag airtight and smell free.

### Technical specification:

Core Fabric			Unit	Tolerance
<b>Yarn</b>	Warp Weft	300 165	Tex Tex	± 5%
<b>Yarn count</b>	Warp Weft	8.0 8.0	Ends/cm Ends/cm	± 5%
<b>Tensile strength (typical)</b>	Warp Weft	3200 2500	N/50mm N/50mm	≥
<b>Thickness</b>	–	0.40	Mm	± 5%
<b>Weave pattern</b>	–	Plain	–	–
<b>Service temperature on core fabric</b>	Short term ± 1600 °C Long term ± 800 °C			

## WARNING:

Avoid inhaling smoke from the burning object. Do not put yourself at unnecessary risk, call the fire department!

In fires with high levels of conduction heat, flames may appear from the coating of the blanket. This will not alter the purpose of the blanket.





PROFESSIONAL/FIRST RESPONDER

# LITHIUM FIRE BLANKET

The ultimate solution for blocking fire in open lithium batteries





**BRIDGEHILL®**  
WE SIMPLY BLOCK FIRE

## PROFESSIONAL/ FIRST RESPONDER LITHIUM



For instruction videos  
scan QR code



### Product information


- The ultimate solution for blocking and isolating lithium battery fires- such as in open battery fires, e-scooters, and e-bikes
- Immediately Isolates toxic gases and smoke
- Protecting civilians from carcinogen exposure
- Delivered in a smartbag
- EN 13501-1: Reaction to fire classification A1
- EN ISO 1716: Determination of the gross heat of combustion
- EN ISO 1182: Non-combustibility test
- EN 1869:2019: Fire Blankets

### Ideal for:

Car manufacturers – industries Involving lithium batteries –  
recycling stations – auto repair, and other workshops



### How to use


Handled by: 

1. Gently cover the burning battery.
2. For bigger batteries we recommend using a bigger fire blanket on top to prevent flames from coming out. Minimum a 5×5 m Bridgehill fire blanket.

#### **WARNING:**

Use proper protection and breathing apparatus (BA) due to the release of toxic gases from the burning battery.

The blankets needs to fully cover the object, and leave it to the firefighters to assess the situation.



**ALWAYS CALL THE FIRE DEPARTMENT!**



**BRIDGEHILL®**  
WE SIMPLY BLOCK FIRE

## TECHNICAL SHEET

# LITHIUM

### PROFESSIONALS/ FIRST RESPONDER

<b>SKU:</b>	Lithium Standard: 504209 Lithium Large: 504212
<b>Size/Weight:</b>	Lithium Standard: ± 1,8 × 1,8 m / ± 8 kg Lithium Large: ± 3 × 4 m / ± 27 kg
<b>Core material:</b>	Pyroxene, selicium filt, and BridgeTech™ coating - a seven layer solution
<b>Main usage:</b>	Isolate fire in open lithium batteries
<b>Smartbag:</b>	Airtight bag

#### Technical specification:

Fabric			Unit	Tolerance
Yarn	Warp	300	Tex Tex	± 5%
	Weft	165		
Yarn count	Warp	8.0	Ends/cm Ends/cm	± 5%
	Weft	8.0		
Tensile strength (typical)	Warp	3200	N/50mm N/50mm	≥
	Weft	2500		
Thickness	–	1.0	Cm	± 5%
Weave pattern	–	Plain	–	–
Service temperature on core fabric	Short term ± 1600 °C Long term ± 1200 °C			

In fires with high levels of conduction heat, flames may appear from the coating of the blanket. This will not alter the purpose of the blanket.

## WARNING:

Always use proper protection and breathing apparatus (BA) due to the release of toxic gases from the burning battery.





PROFESSIONAL/FIRST RESPONDER

# EXTREME SERIES

Probably the world's most extreme fire blanket





**BRIDGEHILL®**  
WE SIMPLY BLOCK FIRE

PROFESSIONAL/FIRST RESPONDER

# EXTREME



For instruction videos  
scan QR code



## Product information

- Isolate and extinguish small fires
- Blocks any fire, even small lithium battery fires
- Multipurpose
- Immediately isolates toxic gases and smoke, protecting civilians from carcinogen exposure
- Comes in a smartbag
- Requires no maintenance
- Metal chain integrated to add weight for easier use

### Ideal for:

Battery fires - Restaurant kitchens - Industry tools - The recycling industry  
- Car manufacturers - Workshops - Shops or businesses that store small or large amounts of lithium batteries - Battery manufacturers - Marine - Aviation - Military




### Small:

± 1,5 × 1,5 m  
± 7,5 kg

### Medium:

± 3 × 3 m  
± 21 kg

## How to use

Handled by: 

1. Take the fire blanket out of the smartbag.
2. Gently cover the burning object.
3. Make sure the fire blanket is tight all the way around the burning object. Wait at least 20 minutes.

For fire in electric scooters/  
tools etc. Wait for firefighters to  
assess the situation further!



**ALWAYS CALL THE  
FIRE DEPARTMENT!**





**BRIDGEHILL®**  
WE SIMPLY BLOCK FIRE

## TECHNICAL SHEET

# EXTREME

PROFESSIONAL/FIRST RESPONDER							
SKU:	Extreme Small: 504210 Extreme Medium: 504211						
Sizes/Weight:	<table border="0"> <tr> <td><b>Small:</b></td> <td><b>Medium:</b></td> </tr> <tr> <td>± 1,5 × 1,5 m</td> <td>± 3 × 3 m</td> </tr> <tr> <td>± 7,5 kg</td> <td>± 21 kg</td> </tr> </table>	<b>Small:</b>	<b>Medium:</b>	± 1,5 × 1,5 m	± 3 × 3 m	± 7,5 kg	± 21 kg
<b>Small:</b>	<b>Medium:</b>						
± 1,5 × 1,5 m	± 3 × 3 m						
± 7,5 kg	± 21 kg						
Core material:	Total six layers solution. Two layers of Pyroxene.						
Coating:	<p>Four layers of BridgeTech™ coating (Flames may occur during first time use).</p> <p>± 550 gsm silicone</p> <p>In fires with high levels of conduction heat, flames may appear from the coating of the fire blanket. This will not alter the performance of the fire blanket.</p>						
Edge on blanket:	Metal chain sewed in around the edges to add weight.						
Main usage:	Blocks any small fire, even lithium battery fires.						
Smartbag:	<p>Airtight bag.</p> <p>Smartbag care and maintenance: Use silicon grease on the zipper to keep the bag airtight and smell free.</p>						

### Technical specification:

Core Fabric			Unit	Tolerance
Yarn	Warp	300	Tex	± 5
	Weft	165	Tex	± 5
Yarn count	Warp	8	Ends/cm	± 5
	Weft	8	Ends/cm	± 5
Tensile strength	Warp	3200	N/50mm	≥
	Weft	2500	N/50mm	≥
Area weight	–	1200	G/m <sup>2</sup>	± 10%
Thickness	–	0.40	Mm	± 5%
Weave pattern	–			4H satin
Service temperatures on core fabrics	Short term ± 1600 °C Long term ± 800 °C			





EXTRA

# ADDITIONAL EQUIPMENT



Photo: Matt Chesin/Unsplash



**BRIDGEHILL®**  
WE SIMPLY BLOCK FIRE

PROFESSIONAL/FIRST RESPONDER

# TRAINING CAR FIRE BLANKET



## Product information

- Training fire blankets designed for use on cars
- Fire blankets for dry training only, not for use on fire

### Size/Weight:

#### Training Car fire blanket

± 6 × 8 m

± 26 kg

### SKU:

101250


**FOR TRAINING  
PURPOSE ONLY.**

NOT FOR USE ON FIRE.



For instruction videos  
scan QR code

## How to use

Handled by: 

1. Place the fire blanket on the ground. Center it in front of- or behind the car and roll it out.
2. Two people should grab each their handle and safely pull the fire blanket over the car in one continuous movement.
3. Make sure the fire blanket is tight all the way to the ground and leave it on.

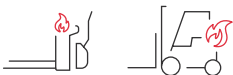




**BRIDGEHILL®**  
WE SIMPLY BLOCK FIRE

PROFESSIONAL/FIRST RESPONDER

# TRAINING FORKLIFT FIRE BLANKET



## Product information

- Training fire blankets designed for pallet truck and forklift
- Fire blankets for dry training only, not for use on fire

## Size/Weight:

### Training Forklift fire blanket:

± 7 × 7 m

± 28 kg


## SKU:

201251



For instruction videos  
scan QR code

## How to use

Handled by: 

1. Place the fire blanket on the ground in front or behind the forklift and roll it out.
2. Two people should grab each their handle and safely pull the fire blanket over the forklift in one continuous movement.
3. On forklifts with a tall mast, cover the cabin not the mast. Please see illustration.
4. Make sure the fire blanket is tight all the way to the ground.





**BRIDGEHILL**  
WE SIMPLY BLOCK FIRE

# FIRE BLANKET CABINET

---



## Product information

- Suitable for all fire blankets
- A solid cabinet with a lockable door
- Emergency Break Glass for quick access to the fire blanket
- Easy to assemble
- To be mounted on the wall

### Ideal for:

Parking lots – Garages – Ferries – Gas stations – Charging stations  
– Workshops – Car dealers – Warehouses – Tunnels – Factories

### Size:

90 × 30 × 35 cm

### Weight:

15 kg

### Material:

Steel

### SKU:

900002

Scan the QR code to  
watch the assembly video







bridgehill.com



bridgehill.com

post@bridgehill.com | +47 33 50 98 70