


# MIG / MAG Welding Torches

*TBi MT Machine Torches*





# CONTENT

<b>Gas cooled torches</b>	<b>4 ... 5</b>
TBi 350 MT	4 ... 5
<b>Water cooled torches</b>	<b>6 ... 13</b>
TBi 511 MT	6 ... 7
TBi 511-CC MT	8 ... 9
TBi 7W-CC MT	10 ... 11
TBi 352 MT	12 ... 13
<b>Dimensions</b>	<b>14</b>


Gas and water cooled

Clamping possible on full length of the handle

## TBi MT Machine Torches

TBi MT Machine Torches impress with their robust construction, high performance, reliability and great quality.





## Technical data

Cooling method	gas cooled
Wire diameter	1.0 - 1.6 mm
Gas flow	16 l/min
Technical specification	according to IEC 60974-7

## Ordering information for torches

Model	Rating [A] at 60% / 100% duty cycle (10 min. cycle)		Neck angle	Torches with Euro connector	Torch neck
	Mixed gas (M21) 60% / 100%	CO <sub>2</sub> 60% / 100%			
► TBi 350 MT	350/280	350/280	0°	014P3610__	014P101101
TBi 350 MT	350/280	350/280	22°	014P3620__	014P101102
TBi 350 MT	350/280	350/280	45°	014P3630__	014P101103

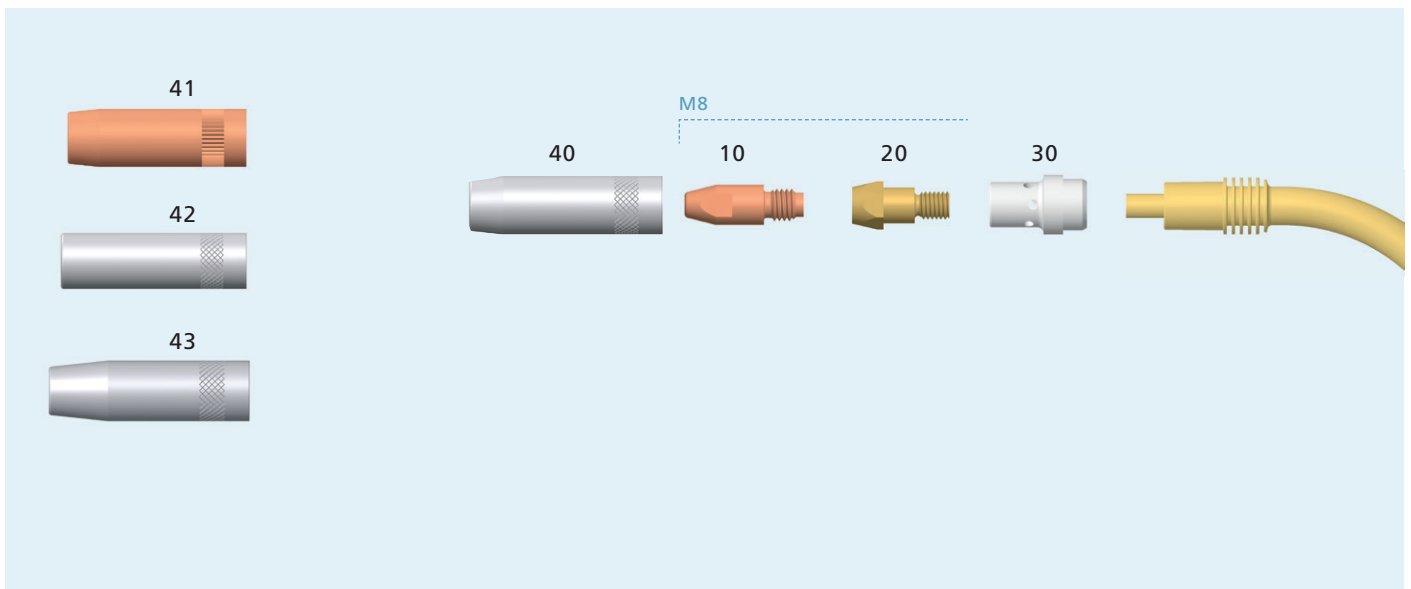
Supplied equipped for steel wire Ø 1.2 mm. Liner red (Ø 1.0 -1.2 mm).

At the blank, please insert suitable information for torch length:




10	12	15	20	25	30
1.0 m	1.2 m	1.5 m	2.0 m	2.5 m	3.0 m

Custom length possible.

► = Standard equipment




	Pos.	Description	PU	Part no.
Contact tips	▶ 10	<b>M8x27, ECu</b>	50	<b>340P__1273*</b>
	10	M8x27, CuCrZr	50	340P__3273*
	10	M8x27, Alu, ECu	50	341P__1273*
Tip holder	▶ 20	<b>for contact tip M8</b>	50	<b>342P008014</b>
Gas diffusor	▶ 30	<b>Keramik</b>	10	<b>114P002005</b>
Gas nozzles	▶ 40	<b>NW 16 mm, conical, L= 80.5 mm</b>	10	<b>345P022173</b>
	41	NW 16 mm, conical, L= 80.5 mm, HD	10	345P922271
	42	NW 19 mm, cylindrical, L= 80.5 mm	10	345P021071
	43	NW 14 mm, conical, L= 80.5 mm	10	345P023173

Wire guides	Ø	colour	3 m	4 m	5 m
Liners for steel wire 	1.0 - 1.2	red	▶ <b>324P204534</b>	▶ <b>324P204544</b>	▶ <b>324P204554</b>
	1.2 - 1.6	yellow	324P254534	324P254544	324P254554
PTFE liners for aluminum and stainless steel wire 	1.0 - 1.2	red	326P204035	326P204045	326P204055
	1.2 - 1.6	yellow	326P274735	326P274745	326P274755
PA liners with bronze liner for aluminium 	0.8 - 1.0	anthracite	328P20403A	328P20404A	328P20405A
	1.2 - 1.6	anthracite	328P23473A	328P23474A	328P23475A

▶ = Standard equipment

\* At the blank, please insert suitable information for wire diameter, e.g. 08 for 0.8 mm.



**Technical data**

Cooling method	water cooled
Wire diameter	1.0 - 1.6 mm
Gas flow	16 l/min
Technical specification	according to IEC 60974-7

**Ordering information for torches**

Model	Rating [A] at 100% duty cycle (10 min. cycle)		Neck angle	Torches with Euro connector	Torch neck
	Mixed gas (M21)	CO <sub>2</sub>			
▶ TBi 511 MT	450	450	0°	034P4610__	034P101101
TBi 511 MT	450	450	22°	034P4620__	034P101102
TBi 511 MT	450	450	45°	034P4630	034P101103

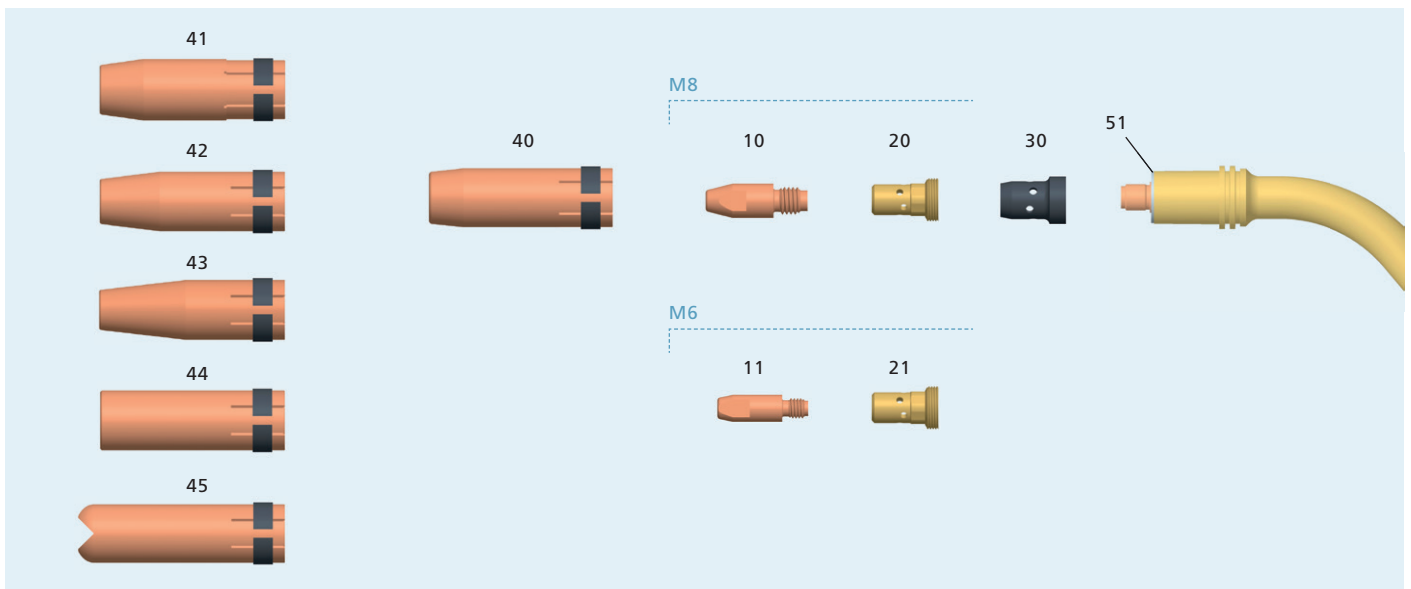
Supplied equipped for steel wire Ø 1.2 mm. Liner not insulated (Ø 1.0 -1.2 mm).

At the blank, please insert suitable information for torch length:


10	12	15	20	25	30
1.0 m	1.2 m	1.5 m	2.0 m	2.5 m	3.0 m

Custom length possible.

▶ = Standard equipment




	Pos.	Description	PU	Part no.
Contact tips	▶ 10	<b>M8x30, ECu</b>	50	<b>340P__1262*</b>
	10	M8x30, CuCrZr	50	340P__3262*
	10	M8x30, Alu, ECu	50	341P__1262*
	11	M6x28, ECu	50	340P__1069*
	11	M6x28, CuCrZr	50	340P__3069*
	11	M6x28, Alu, ECu	50	341P__1069*
Tip holder	▶ 20	<b>for contact tip M8</b>	50	<b>342P008033</b>
	20	for contact tip M8, 4 mm longer version	50	342P008133
	21	for contact tip M6	50	342P006033
	21	for contact tip M6, 4 mm longer version	50	342P006133
Gas diffusor	▶ 30	<b>Thermoset, black</b>	50	<b>130P002026</b>
	—	Ceramic	10	130P002019
Gas nozzles	▶ 40	<b>NW 16 mm, conical, L= 75.5 mm</b>	10	<b>345P012030</b>
	41	NW 16 mm, conical, L= 75.5 mm, Heavy Duty	10	345P012032
	42	NW 14 mm, conical, L= 75.5 mm	10	345P013030
	43	NW 12 mm, conical, L= 75.5 mm, only for M6	10	345P016030
	44	NW 20 mm, cylindrical, L= 75.5 mm	10	345P011030
	45	NW 20 mm, Spot welding nozzle, L= 85 mm	10	345P015030
Spare parts	51	Insulating washer	10	130P002004
	—	Insulating washer, glas fiber	10	130P002007

Wire guides	Ø	colour	3 m	4 m	5 m
Liners for steel wire	1.0 - 1.2	not insul.	▶ <b>322P204534</b>	▶ <b>322P204544</b>	▶ <b>322P204554</b>
	1.2 - 1.6	not insul.	322P254534	322P254544	322P254554
PTFE liners for aluminum and stainless steel wire	1.0 - 1.2	red	326P204035	326P204045	326P204055
	1.2 - 1.6	yellow	326P274735	326P274745	326P274755
PA liners with bronze liner for aluminium	0.8 - 1.0	anthracite	328P20403A	328P20404A	328P20405A
	1.2 - 1.6	anthracite	328P23473A	328P23474A	328P23475A

▶ = Standard equipment

\* At the blank, please insert suitable information for wire diameter, e.g. 08 for 0.8 mm.



**Technical data**

Cooling method	2-circuit water cooled
Wire diameter	1.2 - 1.6 mm
Gas flow	16 l/min
Technical specification	according to IEC 60974-7

**Ordering information for torches**

Model	Rating [A] at 100% duty cycle (10 min. cycle)		Neck angle	Torches with Euro connector	Torch neck
	Mixed gas (M21)	CO <sub>2</sub>			
▶ TBi 511-CC MT	500	500	0°	075P4610__	075P101101
TBi 511-CC MT	500	500	22°	075P4620__	075P101102
TBi 511-CC MT	500	500	45°	075P4630__	075P101103

Supplied equipped for steel wire Ø 1.2 mm. Liner not insulated (Ø 1.0 -1.2 mm).

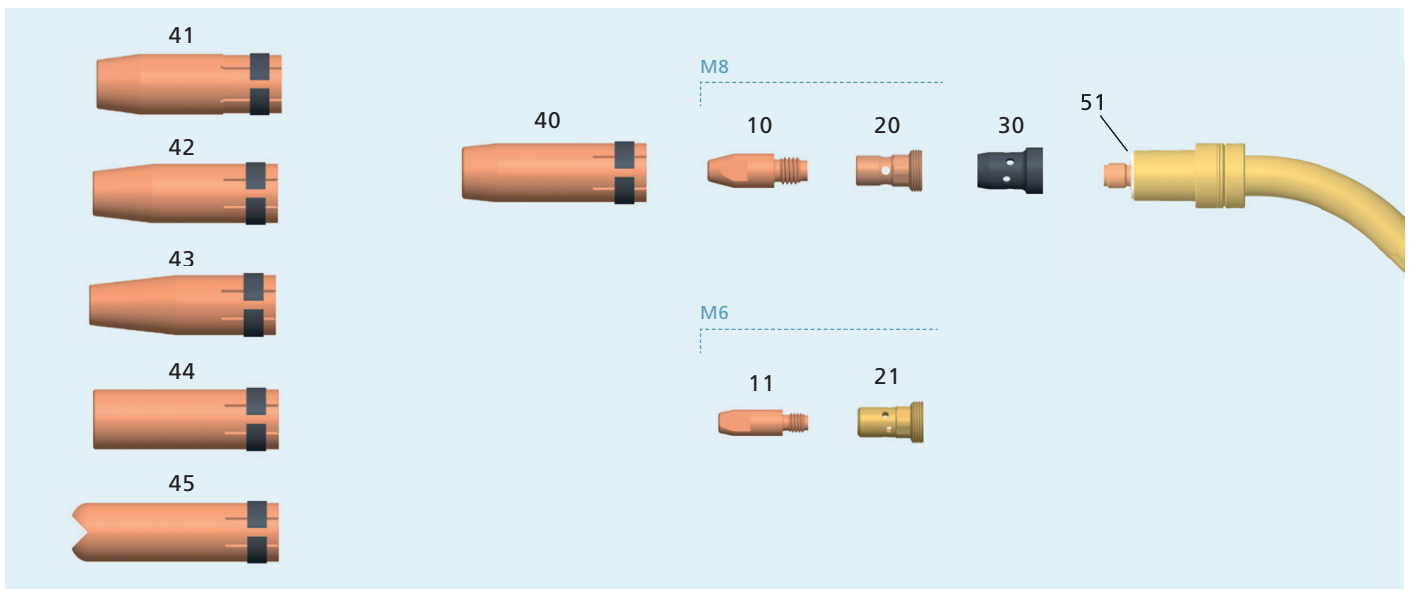
At the blank, please insert suitable information for torch length:

10	12	15	20	25	30
1.0 m	1.2 m	1.5 m	2.0 m	2.5 m	3.0 m




Custom length possible.

▶ = Standard equipment






	Pos.	Description	PU	Part no.
Contact tips	► 10	<b>M8x30, ECu</b>	50	<b>340P__1262*</b>
	10	M8x30, CuCrZr	50	340P__3262*
	10	M8x30, Alu, ECu	50	341P__1262*
	11	M6x28, ECu	50	340P__1069*
	11	M6x28, CuCrZr	50	340P__3069*
	11	M6x28, Alu, ECu	50	341P__1069*
Tip holder	► 20	<b>for contact tip M8, CuCrZr</b>	10	<b>342P008171</b>
	20	for contact tip M8, Ms	50	342P008033
	20	for contact tip M8, Ms, 4 mm longer version	50	342P008133
	21	for contact tip M6	50	342P006033
	21	for contact tip M6, 4 mm longer version	50	342P006133
Gas diffusor	► 30	<b>Thermoset, black</b>	50	<b>130P002026</b>
	—	Ceramic	10	130P002019
Gas nozzles	► 40	<b>NW 16 mm, conical, L= 75.5 mm</b>	10	<b>345P012030</b>
	41	NW 16 mm, conical, L= 75.5 mm, HD	10	345P012032
	42	NW 14 mm, conical, L= 75.5 mm	10	345P013030
	43	NW 12 mm, conical, L= 75.5 mm, only for M6	10	345P016030
	44	NW 20 mm, cylindrical, L= 75.5 mm	10	345P011030
	45	NW 20 mm, Spot welding nozzle, L= 85 mm	10	345P015030
Spare parts	51	Insulator	10	175P102005

Wire guides	Ø	colour	3 m	4 m	5 m
Liners for steel wire 	1.0 - 1.2	not insul.	► <b>322P204534</b>	► <b>322P204544</b>	► <b>322P204554</b>
	1.2 - 1.6	not insul.	322P254534	322P254544	322P254554
PTFE liners for aluminum and stainless steel wire 	1.0 - 1.2	red	326P204035	326P204045	326P204055
	1.2 - 1.6	yellow	326P274735	326P274745	326P274755
PA liners with bronze liner for aluminium 	0.8 - 1.0	anthracite	328P20403A	328P20404A	328P20405A
	1.2 - 1.6	anthracite	328P23473A	328P23474A	328P23475A

► = Standard equipment

\* At the blank, please insert suitable information for wire diameter, e.g. 08 for 0.8 mm.



**Technical data**

Cooling method	2-circuit water cooled
Wire diameter	1.2 - 1.6 mm
Gas flow	16 l/min
Technical specification	according to IEC 60974-7

**Ordering information for torches**

Model	Rating [A] at 100% duty cycle (10 min. cycle)		Neck angle	Torches with Euro connector	Torch neck
	Mixed gas (M21)	CO <sub>2</sub>			
▶ TBi 7W-CC MT	500	500	0°	077P4610__	077P101101
TBi 7W-CC MT	500	500	22°	077P4620__	077P101102
TBi 7W-CC MT	500	500	45°	077P4630__	077P101103

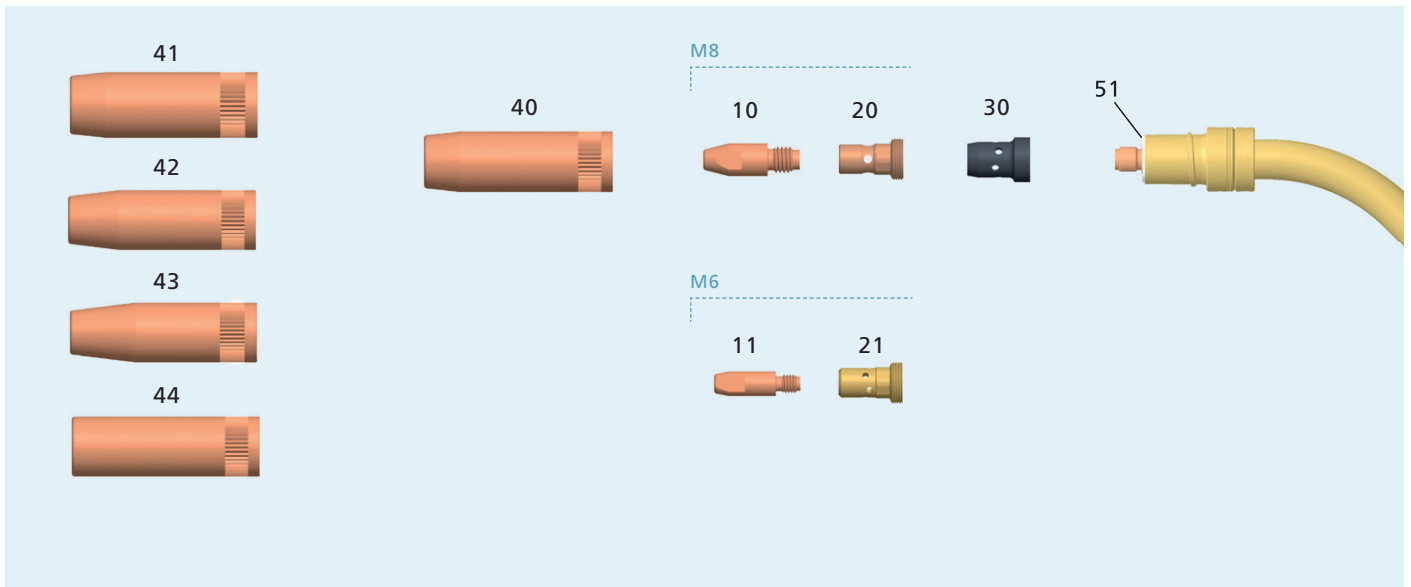
Supplied equipped for steel wire Ø 1.2 mm. Liner not insulated (Ø 1.0 -1.2 mm).

At the blank, please insert suitable information for torch length:




10	12	15	20	25	30
1.0 m	1.2 m	1.5 m	2.0 m	2.5 m	3.0 m

Custom length possible.

▶ = Standard equipment



	Pos.	Description	PU	Part no.
Contact tips	▶ 10	<b>M8x30, ECu</b>	50	<b>340P__1262*</b>
	10	M8x30, CuCrZr	50	340P__3262*
	10	M8x30, Alu, ECu	50	341P__1262*
	11	M6x28, ECu	50	340P__1069*
	11	M6x28, CuCrZr	50	340P__3069*
	11	M6x28, Alu, ECu	50	341P__1069*
	Tip holder	▶ 20	<b>for contact tip M8, CuCrZr</b>	10
20		for contact tip M8, Ms	50	342P008033
20		for contact tip M8, Ms, 4 mm longer version	50	342P008133
21		for contact tip M6	50	342P006033
21		for contact tip M6, 4 mm longer version	50	342P006133
Gas diffusor	▶ 30	<b>Thermoset, black</b>	50	<b>130P002026</b>
	—	Ceramic	10	130P002019
Gas nozzles	▶ 40	<b>NW 16 mm, conical, L= 75.5 mm</b>	5	<b>345P022171</b>
	41	NW 16 mm, conical, L= 75.5 mm, HD	5	345P022271
	42	NW 14 mm, conical, L= 75.5 mm	5	345P023171
	43	NW 12 mm, conical, L= 75.5 mm, only for M6	5	345P026171
	44	NW 19 mm, cylindrical, L= 75.5 mm	5	345P021171
Spare parts	51	Insulator	5	175P102005

Wire guides	Ø	colour	3 m	4 m	5 m
Liners for steel wire 	1.0 - 1.2	not insul.	▶ <b>322P204534</b>	▶ <b>322P204544</b>	▶ <b>322P204554</b>
	1.2 - 1.6	not insul.	322P254534	322P254544	322P254554
PTFE liners for aluminum and stainless steel wire 	1.0 - 1.2	red	326P204035	326P204045	326P204055
	1.2 - 1.6	yellow	326P274735	326P274745	326P274755
PA liners with bronze liner for aluminium 	0.8 - 1.0	anthracite	328P20403A	328P20404A	328P20405A
	1.2 - 1.6	anthracite	328P23473A	328P23474A	328P23475A

▶ = Standard equipment

\* At the blank, please insert suitable information for wire diameter, e.g. 08 for 0.8 mm.



**Technical data**

Cooling method	water cooled
Wire diameter	0.8 - 1.6 mm
Gas flow	16 l/min
Technical specification	according to IEC 60974-7

**Ordering information for torches**

Model	Rating [A] at 100% duty cycle (10 min. cycle)		Neck angle	Torch with Euro connector	Torch neck
	Mixed gas (M21)	CO <sub>2</sub>			
TBi 352 MT	400	450	90°	099P4650	099P101541

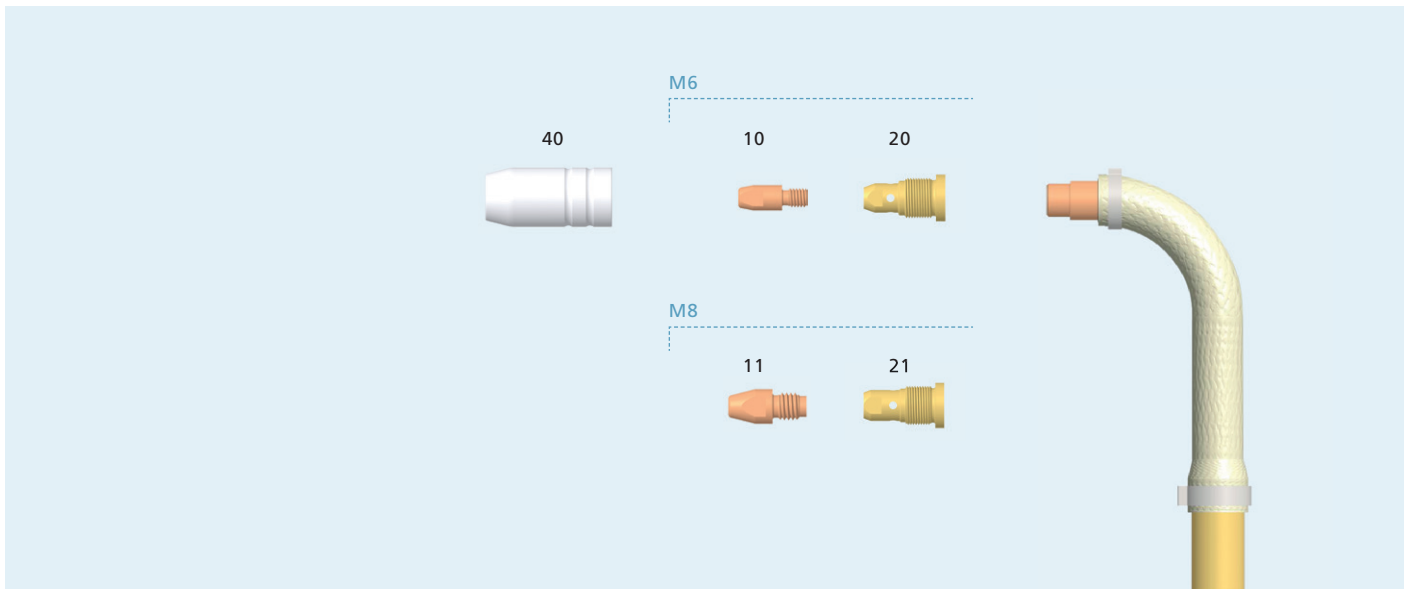
Ausgerüstet für Stahldraht Ø 1.0 mm. Drahtspirale blank (Ø 1.0 -1.2 mm).

At the blank, please insert suitable information for torch length:



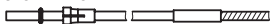
10	12	15	20	25	30
1.0 m	1.2 m	1.5 m	2.0 m	2.5 m	3.0 m

Custom length possible.

► = Standard equipment

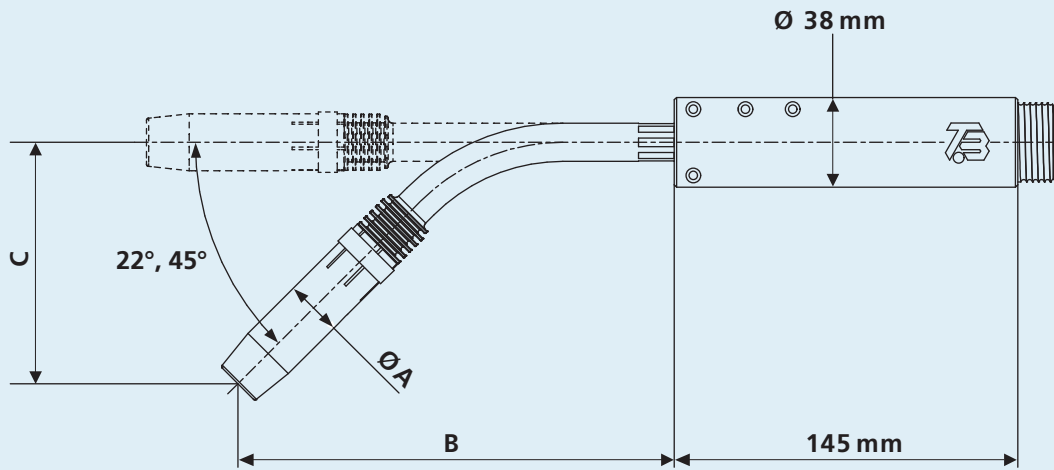


	Pos.	Description	PU	Part no.
Contact tips	▶ 10	M6x22, ECu	50	340P__1092*
	11	M8x23, ECu	50	340P__S504*
Tip holder	▶ 20	for contact tip M6	50	342P006099
	21	for contact tip M8	50	342P008099
Gas nozzles	▶ 40	NW 15 mm, conical, L= 49.5 mm	10	345P022099

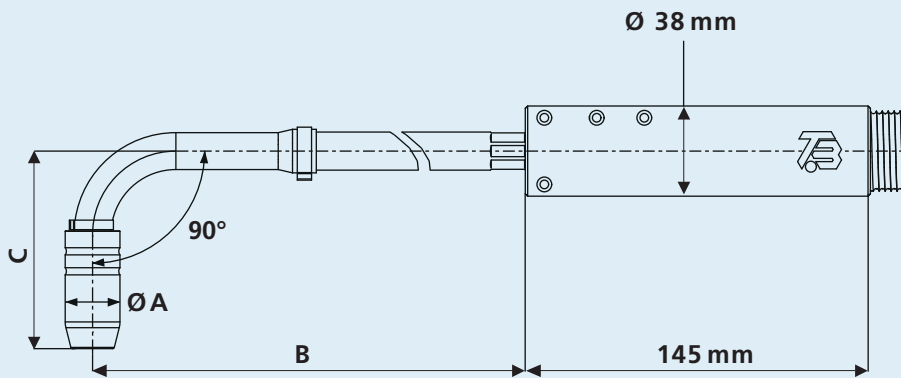
Wire guides	Ø	colour	3 m	4 m	5 m
Liners for steel wire 	1.0 - 1.2	not insul.	▶ 322P204534	▶ 322P204544	▶ 322P204554
	1.2 - 1.6	not insul.	322P254534	322P254544	322P254554
PTFE liners for aluminum and stainless steel wire 	1.0 - 1.2	red	326P204035	326P204045	326P204055
	1.2 - 1.6	yellow	326P274735	326P274745	326P274755
PA liners with bronze liner for aluminium 	0.8 - 1.0	anthracite	328P20403A	328P20404A	328P20405A
	1.2 - 1.6	anthracite	328P23473A	328P23474A	328P23475A

▶ = Standard equipment

\* At the blank, please insert suitable information for wire diameter, e.g. 08 for 0.8 mm.



Model	Ø A [mm]	B [mm]			C [mm]	
		0°	22°	45°	22°	45°
TBi 350 MT	24.0	189.9	181.2	152.0	46.0	100.0
TBi 511 MT	24.0	179.0	171.0	143.4	43.2	94.8
TBi 511-CC MT	24.0	182.2	174.2	146.9	43.1	92.9
TBi 7W-CC MT	24.0	181.9	173.9	146.7	42.9	92.7



Model	Ø A [mm]	B [mm]	C [mm]
TBi 352 MT	23.0	372.0	83.0



Ready for Tomorrow.

© 2020 TBi Industries GmbH. All rights reserved. Subject to change without notice. Excerpts and reprints not permitted. Nr. DOKP117302, 03/2020.

TBi Industries GmbH  
Ruhberg 14  
35463 Fernwald-Steinbach  
Germany

Tel. +49 6404 9171-0  
Fax. +49 6404 9171-58  
[www.tbi-industries.com](http://www.tbi-industries.com)  
[info@tbi-industries.com](mailto:info@tbi-industries.com)